

FEATURES

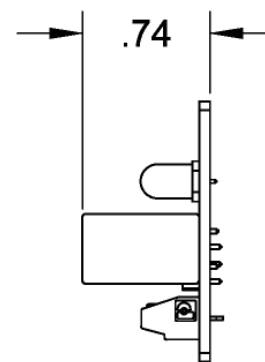
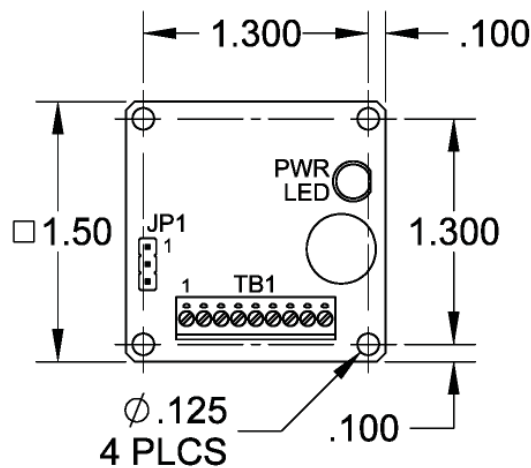
- **Current Limit Set at 3.0 Amps**
- **External Potentiometer Speed Control**
- **0.5V to 5V External Voltage Speed Control**
- **2-Quadrant Operation**
- **Open-Loop Velocity Mode**
- **Cycle by Cycle Short Circuit Protection**
- **Requires 8 - 35VDC**
- **Freewheel and Direction Inputs**
- **TTL-CMOS Compatible Inputs**
- **Compact Size (1.50" X 1.50" X 0.712")**
- **Screw Type Terminal Block**



DESCRIPTION

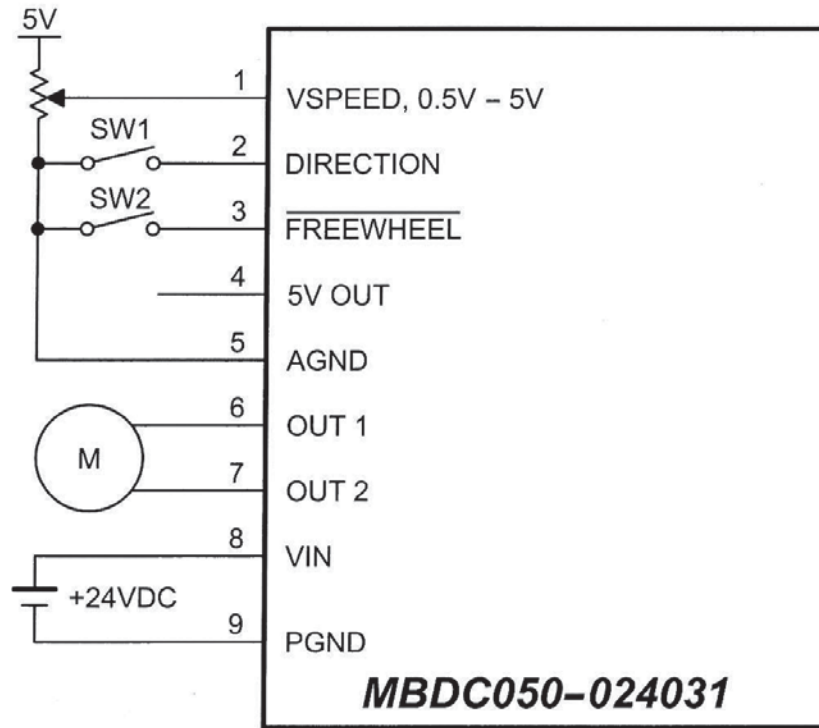
The MBDC050-024031 driver is designed to drive DC brush motors at peak currents of up to 3.0A and 35V. An external potentiometer (10K) or external voltage (0.5-5VDC) can be used to control the speed. Setting JP1 to positions 2-3 allows an external PWM signal control the speed of the motor as well. The direction of the motor can be present by the direction control input. To disable energy from the motor, there is a Freewheel input that can be grounded.

DIMENSIONS



All units are in inches

L010613



Model #	Description
MBDC050-024031	BDC Driver, 3A, 8-36V
PSA24V2.7A	DC Power Supply 24VDC at 2.7 Amps

Vspeed Control: (TB1, Pin 1):	0VDC - Motor Stopped 5VDC - Max Speed (6VDC max)
Control Inputs (TB1, Pins 2-3):	TTL-CMOS Compatible Logic "0" = 0-0.8VDC Logic "1" = Open
Direction Control (TB, Pin 2):	Logic "1" (open) - Clockwise Logic "0" - Counterclockwise
Freewheel: (TB1, Pin 3)	Logic "1" (open) - Motor is Enabled Logic "0" - Motor is de-energized and will coast
+5VDC Output: (TB1, Pin 4)	10mA Maximum
Vspeed or External PWM (JP1)	Position 1-2: External Speed Voltage Position 2-3: External 5V PWM Signal (7KHz - 10KHz)
Power Requirements	8VDC (min) - 35VDC (max)
Output Current Rating: (TB1)	3.0 amperes peak maximum operating current.
Operating Temperature:	0°C to 70°C